


SM-PFP-26HPKHL-EFI-2D

HIGH VOLUME PUMP

This volume pump is the most suitable for drop-in units. The engine and pump are mounted on skid frame. The skid version is easily mountable on vehicles and trailers.



ENGINE SPECIFICATIONS

- ECH749 Kohler air cooled, electronic fuel injection engine
- V-Twin cylinder, 4-stroke gasoline engine
- Electric start
- 20 amp. charging, regulated

PUMP UNIT SPECIFICATIONS

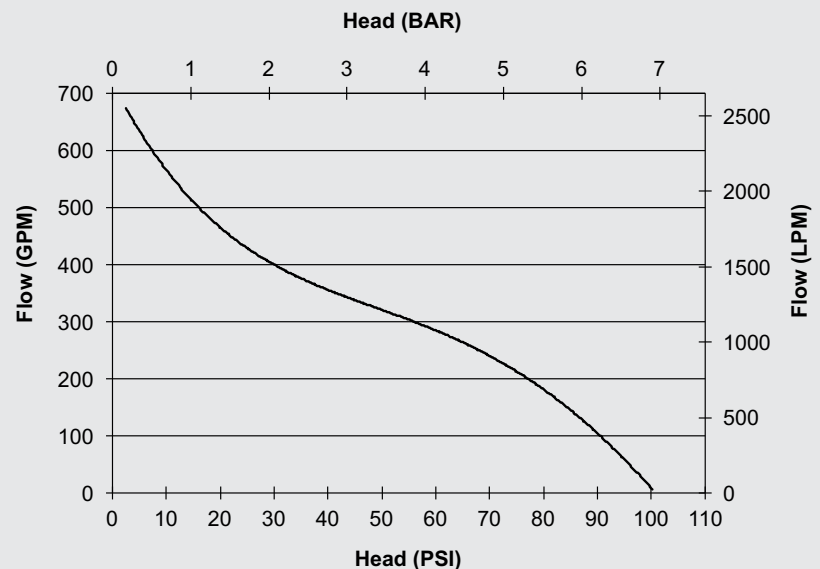
- C.E.T. single stage centrifugal pump
- Pump body made from high resistance aluminum alloy
- Bronze impeller
- Mechanical shaft seal
- Electric priming system, guaranteed up to 20' (6 meters) lift
- Two 2 1/2" (65 mm) delivery outlets with 1/4-turn ball valve
- One 4" (100 mm) suction inlet
- Dimensions: Length: 23" (585 mm); Width: 22.5" (570 mm); Height: 28" (710 mm)
- Weight: 176 lbs (80 kg)

INCLUDED ACCESSORIES

- Pressure gauge
- 12-V battery

PERFORMANCE

MAX FLOW : 675 GPM **320 GPM @ 50 PSI**
MAX PRESSURE : 95 PSI **205 GPM @ 75 PSI**
435 GPM @ 25 PSI




LIMITED WARRANTY

- 3 YEARS



ACCEPT ONLY THE BEST



**A CENTURY
OF ENGINEERING
FOR THE BRAVEST**

75 Hector St., P.O. Box 90,
Pierreville (Québec)
Canada J0G 1J0
Phone : 1-800-567-2719
Fax : 1-800-434-2613
www.fire-pumps.com